

# inFocus

Newsletter of the Westchester Photographic Society

May 2019



## **INSIDE:**

**Programs**

**Competition Winners**

**Field Trip Stories**

**Feature**




We’ve spoken about approaches to photography, the expressions of photography, the challenges of photography, and so much more, but we have not spoken about how photography affects the photographer.

When I came across this statement by Annie Albers, it was immediately clear her comment would resonate with WPS members.

*Art is something that makes you breathe with a different kind of happiness.*

Just think of how we feel when we are out shooting or at home processing our photos – there’s a calm, a peace that comes over us. Whether we’re photographing with company or alone, there is a joy that fills us as we are capturing whatever it is we are drawn to.

It is no mystery why WPS members enjoy being together and have developed deep and lasting friendships—all because of the happiness we experience from creating photographic art.

Warmly,  
  
Deborah Lea Cohen, President

COVER PHOTO

SPRING ROBIN

By Rafael Molina

Whenever I see my first Robin of the year I know that winter is finally coming to an end. In old mythologies the Robin was a symbol of passion and honor. The Robin symbolizes renewal and a new birth. As a photographer the Robin is a reminder that the weather is right for us to get out there and take some pictures..



inFocus

Ron Carran, Editor

Dick Budnik, Web edition

WPS Board of Directors

Dick Budnik, Chairman of the Board, WebMaster

Deborah Lea Cohen, President, Field Trips, Publicity Chair, Hospitality Chair

Jim Dwyer, Recording Secretary, Special Projects, NECCC Liaison, Publicity

Charles Koenig, Executive Vice President, Treasurer, Corporate Secretary

Serge Migdal, Programs

Arnold Breisblatt, Exhibits

Ron Carran, Newsletter Editor

Walter Kimmel, Competitions

Joe Pollock, College Shooting Program, WCC Liaison, Annual Dinner, Mentor Program

Julie Van Benthuyzen, Community Outreach

Volunteers

Competitions

Rose Ann Kimmel

WPS Official Photographers ("Sharpshooters")

Arnold Breisblatt, Julie Benthuyzen, Bonnie Katz, Melanie Rush

Guests Greeter

Sylvie Epperly

Judge Coordinator

Jean Dolen

Hospitality

Deborah Cohen, Rosemary Cooney, Sylvie Epperly, Jane Gordon, Julie Van Benthuyzen

Equipment

Tom Streppone, Joe Ferriera, Fuat Baran, Bonnie Katz

Competition Scores Reporting

Maria DiLeo, Dick Budnik

Equipment, Projectionist

Jonathan Kaplan

Awards

John Maccanello

Committees

Publicity

Deborah Cohen, Jim Dwyer

Hospitality Coordinators

Deborah Cohen, Rosemary Cooney

Competition Evaluation Committee

Dick Budnik, Lois Barker, Elinor Stecker-Orel, Harvey Augenbraun

newsletter: [infocus@wpsphoto.org](mailto:infocus@wpsphoto.org)  
[www.wpsphoto.org](http://www.wpsphoto.org)

Westchester Photographic Society

meets 12 months a year, on Friday evenings at 8:00 pm (excepting school holidays) in the Technology Building of Westchester Community College (room 107), Valhalla, NY (across from parking lot #11). Guests are welcome.



Member of



FRIDAY EVENING PROGRAMS

- May

3 Competition 6A

10 Alfred Fayemi, "On the Road: Life On the Streets in Africa," Birthday, Mentoring

17 Show Us What You've Got

24 No Meeting: Memorial Day

31 Competition 6B
- June

7 Jay Cohen, "Long Exposure Photography," Birthday, Mentoring

14 EOY Competition

21 Art Vaughan, "NECCC Print Winners"

28 EOY Party
- July

5 No Meeting: Independence Day

12 No Meeting: NECCC

19 Theme Competition #2, "Exaggerated Perspective," Birthday, Mentoring

26 Members Showcases
- August

2 Ron Carran, "Using Youe Speedlight"

9 Birthday, Mentoring

16 Show Us How You Did It

23 Charlie Koenig, "Preparing Slide Shows"

30 No Meeting: Labor Day
- September

6 TBD

13 Competition 1A

20 TBD

27 Competition 1B
- October

4 TBD

11 TBD

18 Competition 2A

25 TBD
- Pleaste note:

Check the WPS website ([wpsphoto.org](http://wpsphoto.org)) for recent changes.

MARKETPLACE

TAMRON 16-300 mm PZ LENS for NIKON

in excellent working and cosmetic condition: \$399.00. Comes with lens shade and rear lens cap.

Please call Mano at 914-271-5542

OrelDigitalPrinting.com

Weather Notice


If driving conditions are hazardous, meetings will be cancelled. Look for announcements of Westchester Community College (WCC) closings on the following media outlets:  
WFAS 103.9 FM / 1230 AM, WHUD 100.7 FM  
WCBS 880 AM, TV News 12,  
[www.wfasfm.com](http://www.wfasfm.com)  
Members are advised to check their email for emergency weather notices from WPS.

On the Road:

Life on the Streets in Africa

Alfred Fayemi

May 10 at 8PM





Lois Barker was chosen by Northern Westchester Hospital as their 2019 Volunteer of the Year. She was honored at a Volunteer Appreciation Luncheon at the GlenArbor Golf Club in Bedford Hills, NY.

Copyright Notice

Unless specifically noted herein, all images and articles are copyrighted by their respective authors. Clip-art is used under license from Microsoft Corporation and other sources. This publication is copyrighted property of the Westchester Photographic Society (WPS) and may not be reprinted in whole or in part without its expressed written permission, with the usual exceptions for fair use as defined by §107 of the U.S. Copyright code.

Contact Information

Your comments and suggestions are always welcome and should be addressed as follows: If concerning the WPS Newsletter, In Focus, address comments to the editor at [infocus@wpsphoto.org](mailto:infocus@wpsphoto.org). If concerning our website, address comments to our webmaster, Dick Budnik, at [webmaster@wpsphoto.org](mailto:webmaster@wpsphoto.org). All other comments should be addressed to our President, Deborah Cohen.



## AREA MUSEUMS/GALLERIES

**Metropolitan Museum**  
([www.metmuseum.org](http://www.metmuseum.org))  
*Monumental Journey: The*  
*Daguerreotypes of Girault de Prangey*  
Through May 12

**Museum of Modern Art**  
([www.moma.org](http://www.moma.org))  
*Archives and Ongoing*

**International Center for Photography**  
([www.icp.org](http://www.icp.org))  
*Vantage Point24: Celebrating 20 Years*  
*Student and Alumni Exhibition*  
Exhibit: Through July 25, 2019

**Museum of the City of New York**  
([www.mcny.org](http://www.mcny.org))  
*In the Dugout with Jackie Robinson*  
Exhibit: Jan 31 - Sept 15

**New-York Historical Society**  
([www.nyhistory.org](http://www.nyhistory.org))  
*Stonewall 50*  
Exhibit: May 24 - Sept 22

**Aperture**  
([www.aperture.org](http://www.aperture.org))  
*Orlando: Guest Curated by*  
*Tilda Swinton*  
Exhibit: May 24 - July 11

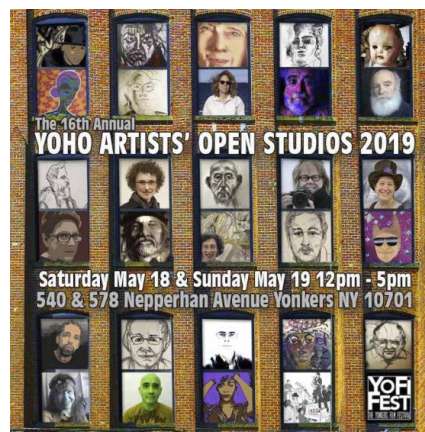
**Guggenheim**  
([www.guggenheim.org](http://www.guggenheim.org))  
*Implicit Tensions:*  
*Maplethorpe Now*  
Exhibit: Through Jan 5, 2020

## WPS GROUP EXHIBITS

**Northern Westchester Hospital/  
Chappaqua Crossing**  
*"Sports/Action or Movement"*  
Exhibit: Through May 15

**Cancer Treatment and  
Wellness Center  
Northern Westchester Hospital**  
*"Openings to the World"*  
Reception: May 4, 3-5PM  
Exhibit: Mar 4 - Jun 10, 2019

**Cancer Treatment and  
Wellness Center  
Northern Westchester Hospital**  
*"The Shapes and Colors of Nature"*  
Drop Off: Mon, Jun 10, 9:30 - 10AM  
Reception: Jun 15, 3-5PM  
Exhibit: June - Jan 2020



**This is YOUR invitation to the.....  
16th Annual YOHO Artists  
Open Studio!!!**

## SEMINARS/WORKSHOPS

(Samplings only. Please log on to  
websites to see the entire schedules)

- B&H Photo**  
(<http://www.bhphotovideo.com/find/EventSpace.jsp>)
- May 1 How to Speak Instagram:  
Hands-On Instagram Story  
with *Dr. Mickey Samuni-Blank*
  - May 5 Street Art from Behind  
the Lens  
with *CANVS-Derek Fahsbender*
  - May 6 Introduction to Boutique  
School Photography  
with *Elena S. Blair*
  - May 6 Content Marketing for  
Photographers  
with *Elena S. Blair & Sandra Coan*
  - May 8 Photoshop: What Is It About?  
How Does It Work?  
with *Lester Lefkowitz*
  - May 10 The Art of Fine Art  
Digital Printing  
with *Lester Picker*
  - May 12 Free Camera & Lens Check Up  
with *Photo Tech*
  - May 14 Terra Firma: Photographing  
California's Wildfires  
with *Stuart Palley*
  - May 15 Adventure Photography with  
Lucas Gilman & G-Technology  
with *Lucas Gilman*
  - May 16 Basic Mat Cutting and  
Photo Mounting  
with *Brian Buell*

... more online

**Adorama**  
(<http://www.adorama.com/alc/events>)

... look online

## Upcoming Photo Events in the Area

Taken from the "Photography Events in New York, NY" website



## Spring Fling! Kissena Corridor Park &amp; Flushing Cemetery, Queens Photography...

Sat, May 4, 10:00am  
Kissena Park, Queens, NY  
Starts at \$10.00



## New York - Fine Art Photography Workshop

Fri, May 10, 9:00am  
New York, New York, NY  
Starts at \$1,250.00



## Midtown Manhattan Street Photography Workshop

Sun, May 12, 2:00pm  
Grand Central Terminal, New York, NY  
Starts at \$90.00



## The Photography of Roman Vishniac

Fri, May 17, 7:00pm  
The Salmagundi Club 47 5th Ave, New York, NY



## Central Park Night Photography workshop

Sat, May 18, 8:30pm + 8 more events  
Central Park, New York, NY  
Starts at \$130.00



## Old Croton Aqueduct Trail - Part 5 (of 8): Yonkers to Van Cortlandt Park, T...

Sun, May 26, 9:30am  
Yonkers, Yonkers, NY  
Starts at \$10.00



## HDR Photography

Wed, May 29, 7:00pm  
Bergen County Camera, Westwood, NJ  
Starts at \$50.00



## WPS FIELD TRIPS

**Duke Farms**  
(<http://www.wpsphoto.org/#!members-field-trips/iubyr>)

## MEMBER EXHIBITS

## INNOVATIONS IN PHOTOGRAPHY

Featuring Works by  
SUSAN BLATT, RON CARRAN, DEBORAH LEA COHEN,  
MICHAEL FRIEDMAN, PHIL HABER, JIM LASSER,  
WAYNE MARCUS, WENDY NAIDICH,  
H. DAVID STEIN and DENNIS THORNTON

Exhibit: Ongoing, Reception Sept. 28

Sam's of Gedney Way  
50 Gedney Way  
White Plains

[samsofgedneyway.com](http://samsofgedneyway.com)

Life Energy Arts  
Gallery opening!

Life Energy Arts, a gallery of  
stunning photographs and  
paintings devoted to new member  
**John Diamond's** work,  
has its official opening

**Sunday, May 5, 2-4pm**  
**11-13 E. Main St. (2nd floor)**  
**Mount Kisco**

For more info call (914) 533-7500.  
For more on Dr. Diamond and his  
work, visit [DrJohnDiamond.com](http://DrJohnDiamond.com).

B&W PRINTS



Dennis Thornton, First  
*Baby Oystercatcher*



Voyin Hrnjak, Second  
*P Town Sunset*



Zane Kuo, Third  
*Bridge*

B&W PRINTS




Dennis Thornton, Third  
*E I Hallway*



Julie Van Benthuyssen, HM  
*Misty Cove II*



COLOR PRINTS



Voyin Hrnjak, First  
*Indian Pheasant*



Serge Migdal, Second  
*Sailors Warning*




Arnold Breisblatt, Third  
*Bartlett Rhapsody*




Zane Kuo, HM  
*Blue Heron*


OPEN MIND PRINTS



Julie Van Benthuisen, First  
*Point Taken*



Arnold Breisblatt, Second  
*Early Morning at P Town Harbor*



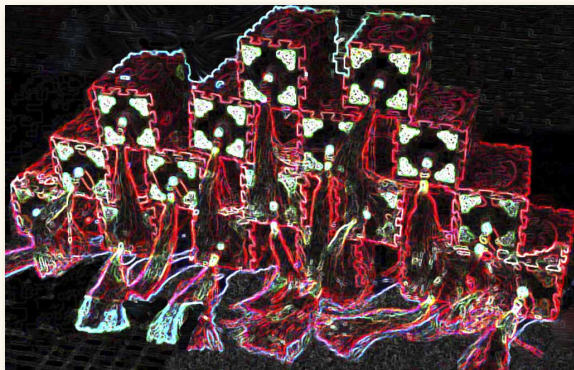
Voyin Hrnjak, Second  
*Gravity*



OPEN MIND PRINTS



Voyin Hrnjak, Third  
*Red River*



Julie Van Benthuisen, Third  
*Chinese Boxes*

B&W DIGITAL



Lewis Bogaty, First  
*Houston Person*



Lewis Bogaty, Second  
*Swirling City*



Jun Shihoten, Second  
*Egret*



B&W DIGITAL



Joyce Blumenthal, Third  
*Bronx Zoo Bird*



Barbara Kapetanakes, Third  
*Mr. Funk Fingers in BW*



Jun Shihoten, HM  
*Red's New Hair*

# WPS Hats

**GET THEM WHILE  
THEY'RE HOT!**

Unique Design, Attractive Colors

Tan, Black, Green



Photo by Dennis Thornton

**ONLY \$18**

Help Support Your Club



# Hudson River Museum Has It All!

By Deborah Lea Cohen

One of the many hidden gems of Westchester’s museums is the Hudson River Museum in Yonkers. The museum and its adjoining Glenview Historic House offer both modern art and classic pieces. The effect is to educate whomever comes to the museum, Glenview House and/or the Planetarium in both art and science.

The museum also is very much community oriented with exhibits of living artists, many of whom live here in Westchester County. For anyone who has not been here, it also has the advantage of its location overlooking the Hudson River. Just relaxing on the grounds and taking in the view while surrounded by so much thought-provoking beauty is a treat in itself.


Stephanie, Jon and Betty, the intrepid folks who braved the miserable weather to revel in the fascination of this museum, share their thoughts and photos about the day.

**Stephanie:** My photos include "The Bookstore," 1978-2008, by Red Grooms, which is a permanent installation. The next photo is by the George Segal sculpture with doors. The dollhouse in the Van Nybelwycks house took ten years to make the tens of thousands of miniature replicas of the furnishings in the home. It cost the equivalent of a million dollars in today's dollars. I caught part of a tour given in the house. I also went to the planetarium for a surprisingly good sky show. The Hudson River Museum has an eclectic collection and something for everyone.

**Betty:** Since I had never been to HRM, I enjoyed visiting this place. It has variety of interesting programs. Glenview Mansion with its history and architecture is interesting to visit. Thanks for planning this field trip.

**Jon:** The contrast between the modern architecture of the museum building and the connection with the Gilded Age design and décor of the Glenview Historic House, and the way they both blend in with the Hudson River valley, makes a fascinating opportunity for photos.

*Many of our field trips are suggested by our members. At times to return with the group to a favorite place. Other times because they'd always wanted to go, but hadn't gotten there yet. Either way, we always have a great time and of course, share a delicious meal together!*





# A Place of Wonder and Imagination—Dia:Beacon

By Deborah Lea Cohen

**Dia:Beacon** is one of the those rare places that is fascinating and inspiring while still being relaxing, as several of us found out on February 2, 2019.

There had to be a reason this museum was named “**Dia:Beacon**” so off I went to the dictionary. **Dia** is a prefix of Greek origin that brings several but related meanings to other words: *passing through*, *thoroughly*, *completely*, *going apart* and *opposed in moment*. In this case, I believe, these meanings refer to the purpose of the museum in Beacon, NY as well as the experience of the visitors.

*Passing through*: come to Beacon, come to the museum, pass through the galleries and be moved by the art installations.

*Thoroughly*: the greatly diverse installations will leave you thoroughly amazed at how the artists use every kind of material, light, space, movement, and so on.

*Completely*: this museum is completely unique in design and purpose.

*Going apart*: with the diversity of each gallery, each floor, various art forms that initially may seem incongruous, somehow work together without clashing, without going apart from each other.

*Opposed in moment*: the phrase “opposites attract” can sum up some of what we saw, However, the opposition is temporary, the moment becomes a unit, a whole to immerse yourself in.

Walter, Tom S. Jon and Rafael summed up the day best:

**Walter**: The field trip to Dia was inspiring. Not only was the wide array of artwork thought-provoking, but the knowledge and helpfulness of the staff made us feel welcomed as photographers, in contrast with attitudes at the mountain-top sculpture site not far from there. In addition, the reasonably priced lunch in the cafe on the Dia grounds was delicious. I trust everybody found the trip well worth doing.

**Tom**: White on black, white on white, thin lines on white, open spaces, natural light, dark spaces with artificial light; this was all at DIA Beacon. I enjoyed the shapes and angles.




**Rafael**: Our latest club field trip to Dia:Beacon was an opportunity to take pictures on a wide variety of modern art. This being modern art gave us as photographers the options of taking photos of these objects in many different ways. I'm sure we all saw the works in as many ways as possible. It was good to be back with friends and to take photo's. It made for a good trip for us. After a long day of shooting we had dinner at The Town Crier. The food did not disappoint and the company was great. Thank you for once again organizing a wonderful trip.

**Jon**: The mostly abstract art in the Dia:Beacon museum gives us an opportunity to use our minds to construct many different ideas about what each work means to us, as well as to the creator.

Enjoy photos by Tom, Walter, Deborah, Jon and Rafael.

For those who were unable to join us, Jon made sure we all know that on the 4th Sunday of each month the museum is free for residents of the Lower Hudson Valley. Sorry, they do not include The Bronx.

*Please keep an eye on future field trips...we've got some more winners coming up.*





# The World In a Lensball

## New Product Review

By Scott Benowitz

A company called Lensball which is based in Enschede, The Netherlands has designed a spherical orb which is made of leaded glass, and this lens accessory is quickly becoming popular among photographers throughout the U.S as well as in a number of other countries throughout the world. Lensballs are made from K9 crystal, which is a form of glass which contains both lead and boron. This makes the glass very clear, with a minimal amount of reflectivity and thus ideal for use in art photography. Lensballs are presently available in two sizes. Because of the particular kind of glass that Lensballs are made from, Lensballs create a spherized view of everything that is in front of them, and depending on the angle that you place your camera in relation to the ball, you can get an inverted or “flipped” spherized view. The Lensball is an ideal accessory if you’re looking to create a fantasy style image, or what we refer to as our “Open Mind” category in WPS.

There are quite a few kinds of images which Lensballs are well suited for: You can use Lensballs to capture nature scenes and outdoor scenes in all weather, all seasons. People in quite a few countries are now using Lensballs to capture unique views of raindrops, snowflakes, flower petals, blossoms, spider webs, mushrooms, moss, tree bark, butterflies and other insects.

You can use Lensballs for photographing architecture too. Buildings which have indoor atriums are ideal opportunities to experiment with Lensballs. For those of you who enjoy taking photos of interiors, you will capture some interesting images if you use a Lensball to take photos of the details of furniture or antiques. If you enjoy photographing historic buildings, you can use Lensballs to take photos of details in moldings, columns, gargoyles and stained glass windows. Photogra-

phers are also capturing very colorful images by using Lensballs to take photos of neon lights, street lights, LED displays as well as city skylines when they go on photo walks at night.

You can use a Lensball to take photos while you’re looking into windows or mirrors, you’ll get interesting views of repeating reflections. You can assemble still lifes- as you would with any still life (use your favorite combinations of dried or fresh flowers, sea shells, feathers, glass bottles, glass fishing floats, etc.), and then you can use a Lensball to capture a spherized view of your still life.

Another interesting technique that people are experimenting with is placing either a single Lensball or a series of Lenballs on top of any surface which contains repeating patterns, such as wallpaper, tablecloths, carpets, leaves, pieces of wood in which the grain is visible, articles of clothing, etc., and the result is a close- up spherized view of the patterns which are contained in those objects.

Lensballs are also an interesting accessory for use in portrait photography. You can get inverted, distorted or flipped views of the person or persons whom you are photographing, and you can also use Lensballs if you’re taking a self- portrait. For self portraits, you need only to place a Lensball in front of a mirror, then adjust the distance until you see the desired effect.

As with any camera accessories, you will find that there will be a learning curve with Lensballs. Lensballs are spherical orbs- which means that they’re going to roll when you place them onto a flat surface. Lensball does sell support stands from their website which are designed specifically to support Lensballs. You will either need to purchase a stand which supports spherical shaped objects which you will be placing beneath your Lensballs, or



you’ll need to have one of your fellow photographers hold your Lensball with one of their hands while you take your photos. In either case, the stand which supports the Lensball or the hand of the person who is holding it for you will appear in your photos. Some people opt to leave the support stands or the hands of the people who hold their Lensballs in their photos, others opt to remove the support stands or hands from their final images. You can remove the support stands or the hands of the people who are holding your Lensballs either with the “clone- and – stamp” tool or by using the “magic wand” outliner followed by the “move” tool if you’re using Adobe Elements, Lightroom or Creative Suite.

There is also a technique in which you can have someone toss the Lensball up into the air, and you can take your photo while the ball is in the air. This removes the need for a support stand, this quite obviously solves the issue of having someone’s hand visible in the photo, and if you use a fast shutter speed, the image will be sharp. However, remember that Lensballs are made from leaded glass, you have to be absolutely certain that you’ve set up a means of catching the ball after you’ve had someone toss it for you- Lensballs currently cost approxomately between \$30.00 and \$65.00 each- if you have

someone toss one for you and they fail to catch it, the value of your item will quickly become \$0.00.

Why Purchase A Lensball At All? How Does This Differ From Using The “Spherize” Effect In Adobe’s Programs? Interesting question- Using a Lensball is slightly different from using the “spherize” effect in Adobe’s programs (or comparable effects in other digital imaging software.) The “spherize” effect will turn the portion of your photo that you’ve selected into a sphere. Because Lensballs are made of glass, depending on where you opt to place your Lensball as well as where you place your sources of lighting (or how you opt to use natural sunlight), when you use a Lensball you can capture some reflections as well as rarefactions, which you will not be able to accomplish when you use the “spherize” effect in Adobe’s programs.

Lensball invites photographers- both amateur/ hobbyists as well as professionals to submit photos that you’ve taken using this accessory to them through their website, and they do post the photos that people send to them on their website.

Because Lensballs are becoming increasingly popular, it would not surprise me if the people who work in the research and development department at Lensball are presently experimenting with other possible designs for new products which we may see in stores in future years. They may be experimenting with prototype designs of spherical orbs in which the center is hollow, so artists can add water or colored liquids, which would result in different kinds of distorted effects. I also wouldn’t be surprised if the people who work in the research and development department at Lensball are presently experimenting with comparable products which are made in the forms of other three dimensional polyhedral

shapes, which would also result in different possibilities for distortions and prism views.

And because Lensballs are becoming increasingly popular, there are other companies which are producing knock-offs. If you are contemplating purchasing a Lensball, be certain that the sphere that you’re purchasing is actually made by the company which is called Lensball. Lensballs are available in two sizes- 2½ inches diameter (250 mm) and 3½ inches diameter (350 mm.) As I mentioned earlier, Lensballs are now selling for approximately \$30 for the small size and between \$49 to \$65 for the large size (plus the support stand, shipping fees and sales taxes.) If you’re finding a product which looks like a Lensball but costs much less than those prices, then you’ve found a knock- off.

Lastly I want to point out that I know that some WPS members are multitalented. I know that in addition to being photographers, some WPS members also enjoy drawing and painting. Although Lensballs are currently being marketed very specifically as being an accessory which is intended to be used by art photographers, Lensballs can also be useful as a prop for people who enjoy drawing and painting too. Whether you’re working with colored pencils, charcoal, pen-and- ink, pastels, chalk, watercolors, acrylic paints, oil paints, lithographs, linocuts, woodcuts or mixed media, if you’re looking to draw or paint an abstract version of either a still- life, a collage or a nature scene, this accessory could be a potentially useful prop for drawing and painting too.

For those who are interested in learning more information about Lensballs or ordering them, here’s the link to the manufacturer’s website, it’s [www.lensball.com](http://www.lensball.com) .

For those who are curious to see

examples of what photographers from throughout the world are doing with Lensballs, here’s their web page which includes examples of photos that people have been taking using this accessory- [www.lensball.com/family](http://www.lensball.com/family).

Lensball also has a page on facebook, and they post short videos about ideas for using Lensballs on their facebook page.

And for additional ideas about what people throughout the world are using Lensballs for, just type the word “Lensball” in the “images” feature of Google, Bing or Yahoo.





FRANK SMITH: MARCH 29



photos by Arnold Breisblatt, Fuat Baran, Melanie Rush & Julie Van Benthuyssen

COMPETITION 5B: APRIL 5



photos by Arnold Breisblatt & Julie Van Benthuyssen

HAZEL MEREDITH: APRIL 12



photos by Arnold Breisblatt & Fuat Baran

ANNUAL MEMBERS MEETING: APRIL 26



photos by Arnold Breisblatt, Fuat Baran, Melanie Rush & Ken Salstrom



## inFocus

The Newsletter of the  
Westchester Photographic Society

*Ron Carran, editor*

P.O. Box 14, Brewster, NY 10509

---

### Sponsors of the Westchester Photographic Society

\*Ask for your discount from sponsors marked with asterisks

\*\* Discounts with WPS identification

#### **Color Group 769-8484\***

168 Saw Mill Rd. Hawthorne, NY 10532-1505

<http://colorgroup.com>

#### **Thompson's Art Supply\***

184 Mamaroneck Ave., White Plains, NY 10601

#### **Hunt's Camera 1-800-924-8682**

100 Main St., Melrose, MA 02176-6104

[www.huntsphotoandvideo.com](http://www.huntsphotoandvideo.com)

#### **Mano Orel (members only)**

Printing